



ZIPTRAK BLINDS

/ PRODUCT CARE AND USE

Please follow these product care instructions. Our aim is to provide you with years of hassle-free weather protection with very little maintenance. Failure to follow these will void your warranty.



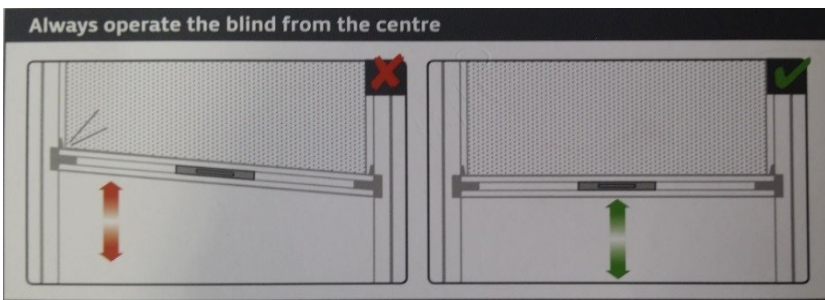
**MAKING
SHADE**

GENERAL GUIDELINES

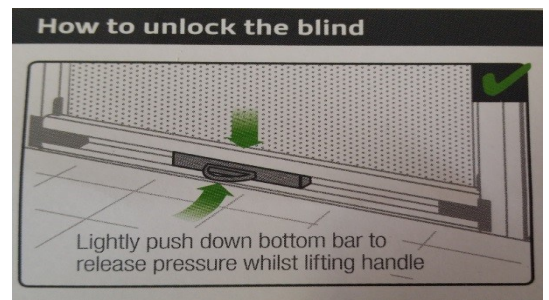
Your blinds may have been rolled up for transportation so you may need to leave the blinds down for several days to allow the material to settle. Ziptrak blinds are easy and simple to use, providing a smooth glide for years of care-free operation.

SPRING BALANCED

Spring-balanced blinds allow you to easily lower or raise the blind, with a sophisticated spring that supports the weight of the blind. The blind should be hand-operated from the centre of the bottom bar. This ensures the material rolls evenly onto the top tube.



Always operate the blind from the centre



Lightly push down on the bottom bar to unlock the blind whilst lifting the handle

MOTORISED

Motorised blinds are operated by utilising the remote control provided. Motorised blinds cannot be hand-operated and doing so may damage the blind. The blinds will not operate during a power outage.

WINDY CONDITIONS

Ziptrak blinds are a strong and robust system and are commonly installed in coastal regions and locations prone to high winds. You may find your spring-balanced blind tricky to operate in windy conditions due to the pressure of the wind on the blind material. Use your hand to push against the material to reduce this pressure and then operate the blind. If motorised, supervised raising and lowering of the blind must occur.

In windy conditions, blinds should be left down and locked or fully retracted. Halfway is the most vulnerable position. During severe weather, your blinds should be fully retracted.

CLEANING

Sunscreen Mesh Blinds

- Clean the blind with a soft cloth and soapy cold water (such as heavily diluted household detergent).
- Never apply full strength detergents, cleaning fluids, soaps, insecticides, or garden sprays. Do not use bore water or allow bore water sprinkler systems to wet the blind. Never allow petrochemicals or solvents to touch the blind.
- Do not use a high-pressure hose to clean the blind.

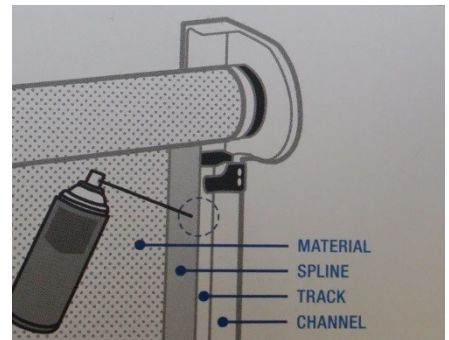
PVC Blinds

- Do not use window cleaning detergents to clean the PVC.
- Clean the blind with a soft cloth and soapy water (we recommend VuPlex).
- Never let bird droppings, dirt, or stains to remain on the PVC for long periods of time.
- PVC is highly sensitive to scratching and marks.
- Use a soft, clean cloth to polish and dry the PVC after cleaning.
- Do not use a high-pressure hose to clean the blind.

MAINTENANCE

Ziptrak blinds should not require additional lubrication by the owner. However, in dusty and seafront locations, approximately once a year you may wish to add lubricant to assist in the continued smooth operation of the blind. **You must use silicone spray, such as food grade CRC 808.**

To apply lower the blind all the way; evenly apply the spray in the groove between the spline and the track. Do this for the front of the blind only, on both left and right sides. After lubrication, open and close the blind several times to evenly distribute the silicone spray within the track.



SERVICE

Don't forget we offer a Product Service. This service checks the operation of your product, checks the condition of the fabric and stitching and changes remote control batteries if necessary. If you feel your Making Shade product could benefit from a health check please get in touch with the Making Shade Team.

SHADE SAILS / LOUVRE SHADE
ZIPTRAK® BLINDS / RETRACTABLE AWNINGS

36f MacDonald Street / Mount Maunganui / 3116
07 572 5509 / info@makingshade.co.nz
WWW.MAKINGSHADE.CO.NZ



**MAKING
SHADE**

Creating outdoor living spaces